

Scavenger Hunt



Log into your Voces title and answer the questions below. Circle the correct answer for the multiple-choice questions and, for the other questions, write your answer in the space provided. Now, explore and discover Voces!

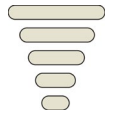
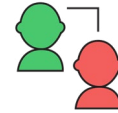
1. HOW MANY UNITS ARE THERE?

4

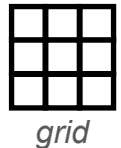
6

10

2. WHAT ICON DO YOU USE TO ACCESS ASSIGNMENTS?



3. WHICH VIEW IS NOT AN OPTION WHEN VIEWING ASSIGNMENTS?




4. YOU NEED TO SEND A MESSAGE TO YOUR TEACHER. WHERE DO YOU GO?



To the Communication tab and then the Mail icon



To the Help tab and then the Email Voces icon



To the Assignments tab and then the Switch to Calendar View icon

5. YOU NEED TO LOG OUT. WHERE DO YOU CLICK?



On the icon in the upper left-hand corner of the screen



On the icon in the middle of the screen



On the icon in the upper right-hand corner of the screen




The log-out button in the upper right-hand corner of the page.

6. AFTER COMPLETING AN ACTIVITY, WHAT BUTTON DO YOU CLICK ON?



The "Save & Submit" button at the bottom of the page.



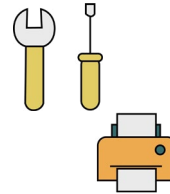
Nothing. The system automatically submits your work.

7. IN THE INTRODUCTION SECTION, UNDER STUDENT RESOURCES, THERE IS A PAGE TITLED...

Try It Out!
Sample
Activities

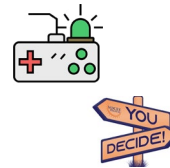
Teacher
Resource
Activity

Student
How-To



The Tools tab and then the Print icon

8. YOU WANT TO PRINT A PAGE. WHAT DO YOU CLICK ON?



The GameCenter tab and then the You Decide! icon



The Assignment tab and then any assignment

9. HOW MANY GAMES ARE IN THE GAME CENTER?

4

6

3

10. ON WHICH PAGE CAN YOU FIND A SUMMARY OF YOUR SCORES FOR THE CURRENT UNIT OR CHAPTER?

Risorse
pedagogiche

Vocabolario
per
insegnare su
internet

Riepilogo
di lavoro

11. NAME A PAGE THAT ALLOWS YOU TO RECORD YOUR VOICE.

12. NAME A PAGE (ANY PAGE) IN THE APPENDIX AND BRIEFLY DESCRIBE WHAT IS ON THAT PAGE.

13. NAME ONE  STATEMENT THAT YOU FIND ON AN ACTIVITY.

14. CLICK AROUND, FIND A VIDEO, AND DESCRIBE THE VIDEO IN FIVE WORDS.

15. CLICK AROUND, FIND A PICTURE, AND DESCRIBE THE PICTURE IN FIVE WORDS.

16. CLICK AROUND, FIND A PANORAMA, AND DESCRIBE IT IN FIVE WORDS.

17. CLICK AROUND, FIND A WORD IN THE TARGET LANGUAGE, AND WRITE DOWN THE WORD AND ITS ENGLISH TRANSLATION.

Answer Key

1. 6

2. THE STAR ICON

3. GRID

4. TO THE COMMUNICATION TAB AND THEN THE MAIL ICON

5. ON THE ICON IN THE UPPER RIGHT-HAND CORNER OF THE SCREEN

6. THE “SAVE & SUBMIT” BUTTON AT THE BOTTOM OF THE PAGE.

7. TRY IT OUT! SAMPLE ACTIVITIES

8. THE TOOLS TAB AND THEN THE PRINT ICON

9. 6

10. RIEPILOGO DI LAVORO