


Voces Summer CI Conference
Linda Temby



Tease Out the Tales!

Getting the most out of your
Voces Notre Histoire / Nuestra Historia
stories and sentence structures



Agenda



- Google Slides Palooza: One deck, many activities!
- After-reading activities - with or without the slides
- Breakout Brainstorm #1
- Tweak the text at any level
- Creative Unit Assessment
- Breakout Brainstorm #2
- Let's connect!

FUN *interactive* **CREATIVE**

- easily increase and diversify input opportunities
- build classroom community
- boost active student engagement

in person
and online





Google Slides Palooza: Part 1

One deck, many activities



Un billet
pour
Habimana

Notre Histoire 1 - Unité 4
Petite Histoire 4

My Secret Recipe

- **Jazz up the stories**
Create a visually engaging slide set using Voces stories
- **Present and/or embed**
Present your slide set in class, upload to Voces, or post in your LMS for online access
- **Record a video read-aloud**
Sub plans, anyone? Perfect for asynchronous learning, too!
- **Integrate with PearDeck or NearPod**
Embed interactive comprehension activities into your slide set - works synchronously and asynchronously!





Habimana est
très heureux! Il
dit « Je veux
ach...

Slides can be
fancy OR...



Triste, Habimana
marche lentement
jusqu'au café. Il
sort son téléphone
portable et il
recherche « Africa
Tech Summit ».

*Va dans la
cuisine.*



...simple! Use the graphics
from the story itself! Add in a
few other images, the text,
and you are good to go!



Michel dit « Va
dans la cuisine ».

À ce moment-là, elle sort son téléphone portable. Elle a un message sur Facebook. C'est André!

Summarize the text in English.



Students, write your response!

Pear Deck Interactive Slide
Do not remove this bar

Type to label the diagram in French:

1.

2.

3.

4.



Pear Deck Interactive Slide
Do not remove this bar

Students, draw anywhere on this slide!

Fill in the Blanks with the Appropriate Word

Word Bank

[envoie]

[achète]

[entre]

[quitte]

Monique _____ la bibliothèque.

Il _____ dans le cinéma.

André _____ un billet pour le film.

Elle _____ un message.



Pear Deck Interactive Slide
Do not remove this bar

Students, draw anywhere on this slide!

Examples of interactive PearDeck slides


www.peardeck.com is an add-on for Google Slides. I have used the free version for some time!



Individual Slide Activities

Google Slides Palooza: Part 2

One deck, many activities



Habimana est très heureux! Il dit « Je veux acheter un billet! ».



Picture Talk

Live or online, reinforce sentence structures, story element, and vocabulary



Slide Sequencing

Print out slides or provide a mixed-up digital deck. Students put the story in order. Great for re-tells, too!



Speech Bubble Sorter

Provide 1 set of slides, one of filled speech bubbles. Students match dialogue with the correct scenes & characters




Describe that Image!

Provide 1 set of slides, one of written or oral descriptions. Students match descriptions with slides



Speech & Text Bubble Activities



Teasing out the tales...

*with or
without the
slides!*



STORY
MAPS



VENN
DIAGRAMS



MIND MAPS
MATCHING



Story Map

Setting	Main Characters	Problem	Main Events	Resolution

Students, draw anywhere on this slide!

Pear Deck Interactive Slide
Do not remove this bar

STORY MAP CREATION

Students work individually or in pairs to create a story map in the target language, digitally, on a whiteboard, or on paper

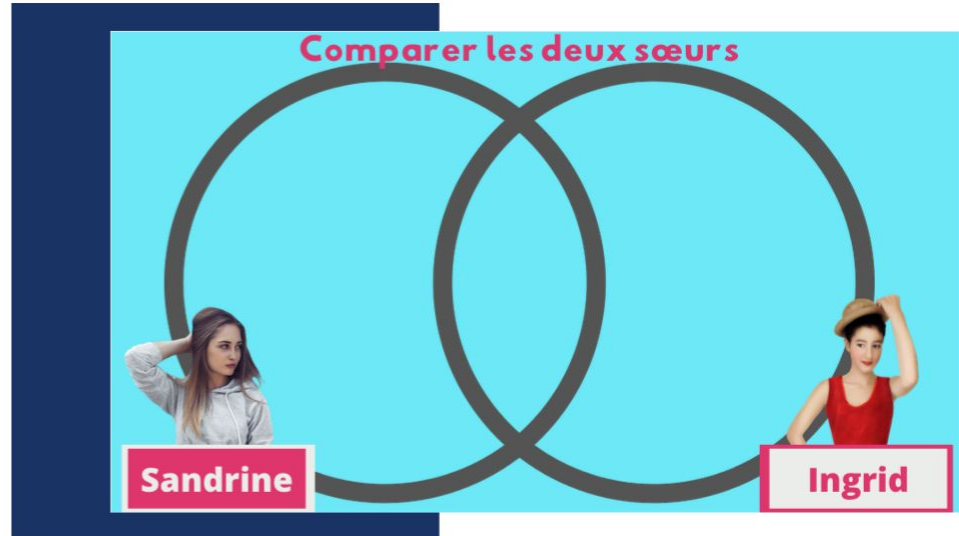
CHARACTER MIND MAPS

Students create a mind map in the target language about characters in the story



VENN DIAGRAMS

Students create a Venn diagram in the target language about characters, events, and/or places in the story



Match the person to the description

L'ÉLÈVE



EST UN ADULTE

PARLE WOLOF

EST UN ENFANT

PARLE FRANÇAIS

NE PARLE PAS FRANÇAIS

LE PROFESSEUR



MATCHING ACTIVITIES

Students engage in (or create & share!) matching activities based on information in the stories


Breakout Brainstorm!

Slides

More ideas to come...



How many creative ways to use SLIDES of the stories can your group come up with?





Make it a play



Running Dictation

Teacher and/or student creations,
depending on level!



**Tweak
the text!**

iFakeText.com



**THERE'S NO END
TO THE FUN!**



Comic Books




Storyboards



Illustrated or Pop-up Books



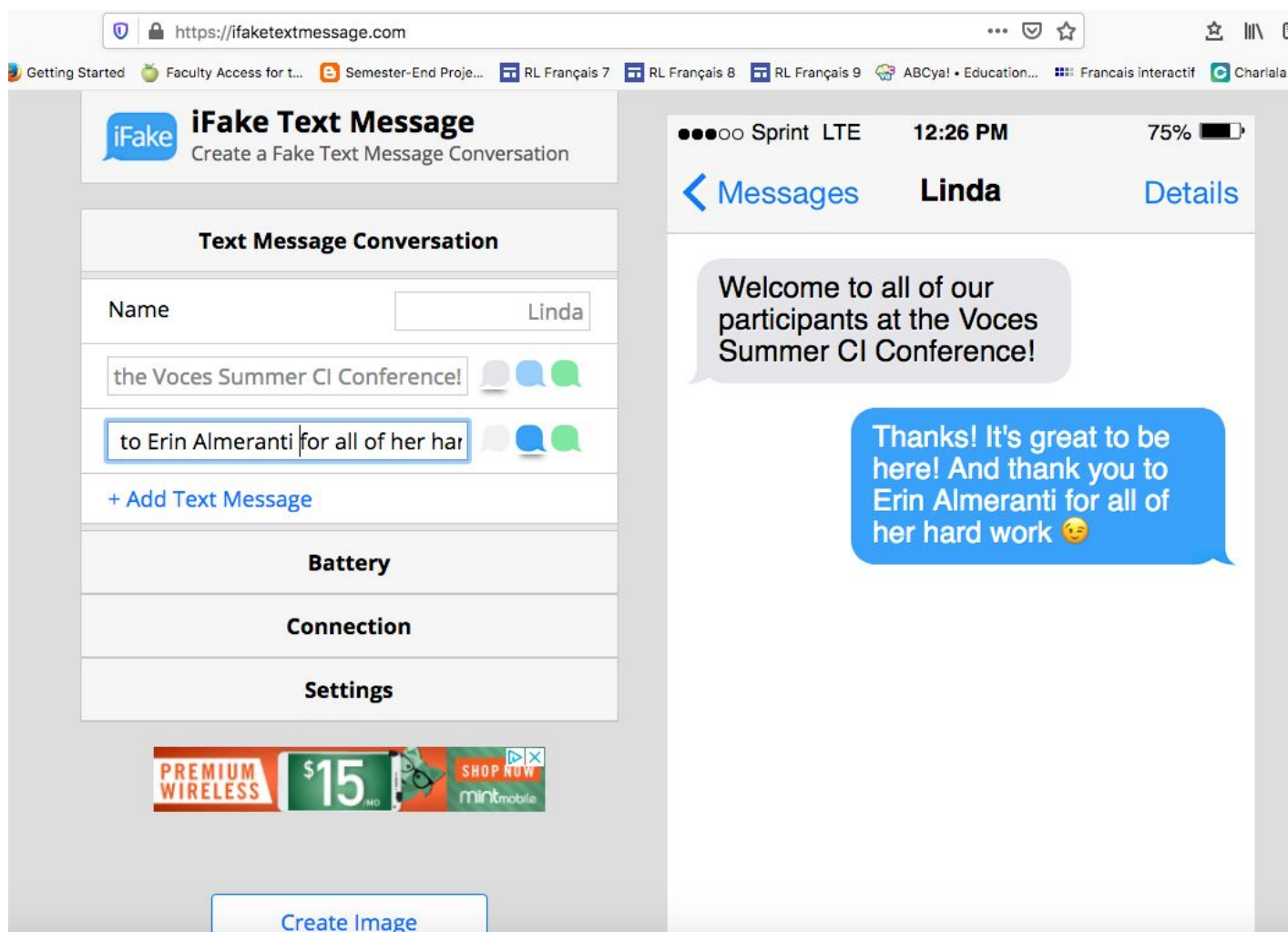
Template made using Comic Life



I made this set for a self-authored story, but I use the same techniques with the fabulous Voces stories.



Use "Running Dictation" excerpts for regular dictation and cloze activities, too!



Make it a play!

Part 1

Teacher or student-created,
depending on level

- How many characters?
- How many scenes?
- Who says what?
- What emotions are they feeling?
- How would they express themselves?
- What about non-verbals?

Notre Histoire 1 - Unité 2 - Longue Histoire 2

Didier, Delphine et la sorcière

Il y a un garçon qui s'appelle Didier. Didier a une petite sœur qui s'appelle Delphine. Didier aime Delphine.

Un jour, Didier dit à Delphine « Il y a une sorcière dans le village ! ». Delphine dit « Oui ! Et elle dit que tu es un sorcier aujourd'hui ». Il lui donne le pull-over.

Notre Histoire 1 - Unité 2 - Longue Histoire 2

Scénario: Didier, Delphine et la sorcière

5 personnages: narrateur 1 - narrateur 2 - Didier - Delphine - la Mère

3 scènes

Narrateur 1: Dans un village en France, il y a un garçon qui s'appelle Didier. Didier a une petite sœur qui s'appelle Delphine. Didier aime taquiner Delphine. Un jour, Didier décide de taquiner Delphine.

Scène 1: dans la chambre d'une fille, dans une maison, dans un village en France

Didier: Delphine, il y a une sorcière dans le village !

Delphine: Une sorcière ?

Didier: Oui ! Et elle dit que tu dois mettre ce pull-over aujourd'hui ! (Didier lui donne un pull-over)

Delphine: Mais ce pull-over...

Make it a play!

Part 2

Vary the challenge depending on level



Act it out in class

Act it out for another class

Make a video


Make it a musical

Make it a newscast

Make it a puppet show

Play "scene charades"

Switch it up
with target
language
Feelings
Flashcards!



Creative Unit Assessment



Divvy up the stories

Students work in small groups on their assigned stories - at least six groups, or assign multiple stories to groups.

Q & A Creation

Student groups create a series of questions ranging in difficulty using Who-What-When-Where-Why target language terminology

Make the magic happen

The teacher checks with the groups to ensure spelling, sentence structure, and responses are correct.



Then...
the next day!...


Jeopardy!



PLAYFACTILE.COM
or
JEOPARDYLABS.COM

Unité 3: Pendant mon temps libre

UN VOYAGE EN SUISSE	OUMAR VA À OUAGADOUGOU	VISITE GUIDÉE AU BURKINA FASO	FERMETURE ANNUELLE	HANS, OTTO ET LE JOUR DE NEIGE	THOMAS BOIT LE CAFÉ BURKINABÈ
\$100	\$100	\$100	\$100	\$100	\$100
\$200	\$200	\$200	\$200	\$200	\$200
\$300	\$300	\$300	\$300	\$300	\$300
\$400	\$400	\$400	\$400	\$400	\$400
\$500	\$500	\$500	\$500	\$500	\$500



+


\$0

-

WATERMELON

✓

✗



+


\$0

-

GIRAFFE

✓

✗



+


\$0

-

AIDEN

✓

✗



+

\$0

-

RAJA

✓

✗



BRAINSTORM BREAKOUT

**Share your
creative
ideas with
colleagues!**



Let's connect!



www.lindatemby.com

lindatemby2020@gmail.com



TPT STORE

Linda Temby

INSTAGRAM

[linda_temby](#)

[Comprehensible_French](#)

FACEBOOK

[@LindaTembyComprehensibleFrenchInput](#)