




To the Community and Beyond!

Ways to use “In my community”





Teaching students to become global citizens means helping them to...



Be more aware

of the wider world and has a sense of their own role as a world citizen.



Respect

and value diversity.



Participate

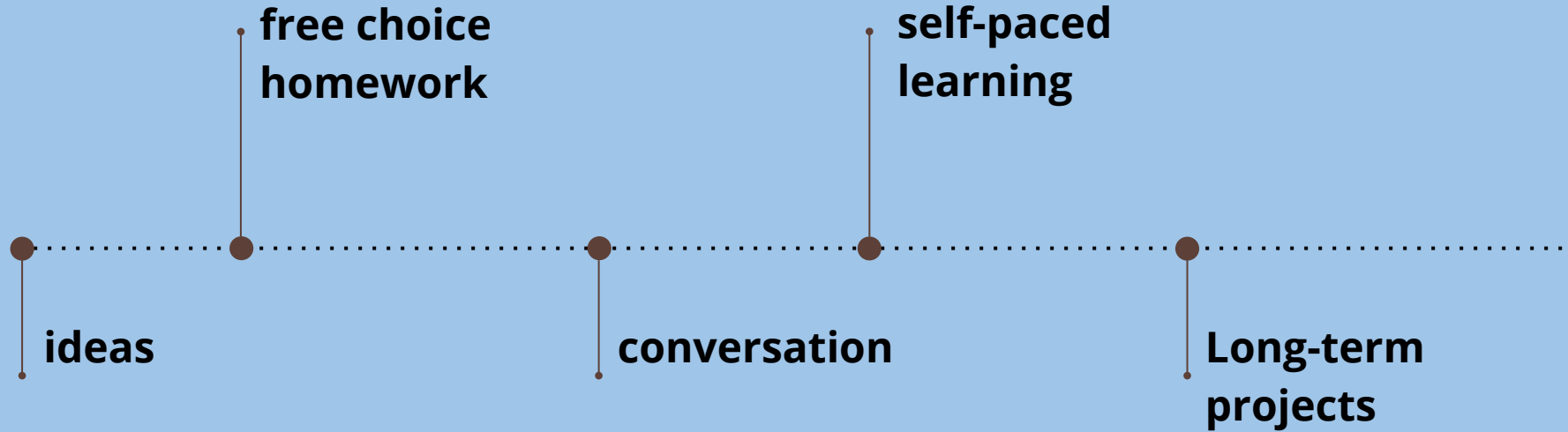
in the community at a range of levels, from the local to the global.



Work with others

to make the world a more equitable and sustainable place.

Ways to go



Nuestra Historia 1

Unidad 1: Mi vida escolar México y Guatemala

As you begin your journey to learn Spanish, extend your language learning beyond the classroom! Send texts to your Spanish-speaking friends. In addition, ask your teacher to set up international key pals where your class can exchange emails in the target language as your language skills progress throughout the year.

Resources:

[Pen pal resources](#)

[Spanish text messages](#)

[French text messages](#)

Nuestra Historia 1

Unidad 2: Mis amigos interesantes

Venezuela y Costa Rica

Promote language study at your school by designing a Spanish T-shirt! You could even donate a portion of your sales by offering a micro-loan to help Latin American entrepreneurs fund their own start-up business.

Resources:

[TPT resource collaborative t shirt](#)

[t shirt template](#)



Nuestra Historia 1

Unidad 3: En mi tiempo libre

Chile y El Salvador

Are you connected to the globalized world? Monitor the weather in a few Spanish-speaking countries on your smartphone or online. Become more familiar with the international standard use of centigrade and change the temperature from Fahrenheit to Celsius! While you are online, check out a Spanish online news site and keep up to date by reading some international headlines.

Resources:

<https://www.tiempo.com/chile.htm>

<http://www.meteochile.cl/PortalDMC-web/index.xhtml>

<https://elpais.com/espana/>

Nuestra Historia 1































Unidad 4: Navegando el mundo digital

España y República Dominicana

It's easier than ever to connect to the Spanish-speaking community via the internet. Show evidence of lifelong learning by using your Spanish skills for personal enjoyment! Learn the lyrics to a popular song or follow a sports team online from a Spanish-speaking country.

- Students set goals for themselves and share their progress with you.
- Students share a favorite song or highlights from a game with their family or the class.

They may also share with a partner.

 146 137 9	 127 119 8	 116 96 20	 115 114 1	 110 109 1	 92 65 27
 91 74 17	 85 83 2	 80 78 2	 76 69 7	 76 76 -	 72 61 11
 72 62 10	 69 51 18	 66 58 6	 66 56 10	 66 54 12	 65 51 14
 63 58 5	 59 57 2	 58 45 13	 58 56 2	 58 50 8	 58 58 -
 54 51 3	 53 53 0	 52 52 0	 52 52 0	 50 49 1	 49 49 -



Nuestra Historia 1

Unidad 5: Un mundo nuevo **Bolivia y Honduras**

The best way to learn a language is to form lifelong relationships with people in the target culture. Interview a Spanish-speaking relative or friend via email or video chat. Better yet, host an exchange student from Latin America or Spain in your own home!

- Students may interview relatives, neighbors, other students who are Spanish speaking.
- The teacher may invite a special guest to the class or Zoom session.
- Students may want to raise awareness about the poor in Honduras.
- Students create a bilingual video tour of their school and swap tours with a target-language school.

Nuestra Historia 1

Unidad 6: Tradiciones culturales

Panamá y Puerto Rico

Take a virtual trip around the world by inviting a guest speaker who recently traveled to a Spanish-speaking country to share their cultural experience with your class. Ask them to bring pictures, videos, and souvenirs to show your classmates. Would you like to travel there, too?

Invite the guest speaker to your virtual class.

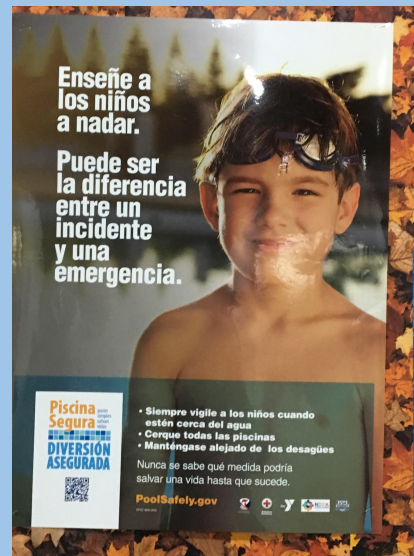
Why are people from Puerto Rico known for their national pride? Watch this clip from La Voz Kids. Check out this boy's national pride, and listen for words that have special meaning for Boricuas. (piquete, chamaquito) <https://www.youtube.com/watch?v=-8duvalxQCQ>

Nuestra Historia 2

Unidad 1: La aventura empieza

Los Estados Unidos y España

Where have you seen Spanish in your community? Create a class bulletin board with evidence, including pictures of signs, brochures, menus, and flyers of community events where Spanish is spoken where you live.



Where have you seen Spanish in your community? (cont...)

* Create a bulletin board (old school or virtual). Have students who study a different language view it and figure out what each item is or what it means.

* Where can you find the target language in your home? Look on shampoo bottles and food packaging. Hold a contest for the most or most interesting items.

* Play a matching game. Who submitted this photo? (Then, have the student present it to the class.)

* Create bilingual signage for your school or community. (restrooms, classrooms, etc.)

Nuestra Historia 2

Unidad 2: Relaciones de amor

Uruguay y Nicaragua

Take your language learning out of the classroom and plan a field trip with your class, family, or special friend to an authentic Hispanic restaurant in your community. Write a review online describing your experience!

- If a field trip is not possible, host a café day in your classroom.
- Have students dream up their own Hispanic restaurant, name it, research recipes, and cook a main dish with one side for their family. Bonus, if it includes dessert! Then, create a digital survey to allow family members to rate the meal. Afterwards, students create a website for their restaurant, using the target language. How many stars did the *plato del día* receive? How was the service?
- Read a novel that takes place in a target language country. What did you learn about the country by reading the novel? Would you like to visit there someday? Why or why not?

Nuestra Historia 2

Unidad 3: Diseño y moda

Colombia y Ecuador

Take advantage of opportunities for personal enrichment by exploring various forms of entertainment in the media. Watch a soap opera, game show, or sporting event on a Spanish-language TV channel. Find an age-appropriate movie recommended from the target culture. Follow a few of your favorite Spanish-speaking superstars on social media.

In the chat box, please share one age-appropriate movie or show for middle or high school students.

- ✕
- 🐦
- 🏠 Home
- # Explore
- 🔔 Notificatio
- ✉ Messages
- 🔖 Bookmarks
- ☰ Lists
- 👤 Profile
- ⋮ More



SportsCenter ✓
@SC_ESPN

Los alumnos de la Academia de Tenis de Rafael Nadal sorprendieron al tenista con esta torta de regalo, por su cumpleaños 34.

[Translate Tweet](#)

9:43 AM · Jun 3, 2020 · [TweetDeck](#)

5 Retweets 81 Likes



Nicole Hartung
@NidHartung



↻ 5

♥ 81



Nuestra Historia 2

Unidad 4: Buena salud, buena vida **Cuba y Perú**

How can you use your language skills in your community? Volunteer at a local hospital or help out at your elementary school Spanish club. Or research alternative forms of medicine used in ancient Aztec, Mayan, or Inca cultures.

Read a children's book in the target language or a bilingual book in the school library or in an elementary classroom.

Make bilingual cards for children in the hospital.

<https://www.archaeological.org/build-your-own/youth-form/>



Nuestra Historia 2

Unidad 5: Los héroes nacionales

Argentina y Paraguay

Celebrate your love of Spanish by participating in an international fair or festival by performing a dance from the target culture. Or, plan your own party celebrating the target culture and sharing this authentic experience with others!

Perform a dance at a school assembly or community event.

Attend a Latin American and Caribbean festival near you. Take a selfie in front of your favorite booth. Create a photo collage of the visit. Which performers did you enjoy most? Why? Which food did you eat?

Nuestra Historia 2

Unidad 6: Un mundo mejor **Guinea Ecuatorial y México**

Use your Spanish to make a real difference in the world. Collaborate with another school in a Spanish-speaking country and work together to solve a human rights, economic, or environmental problem. Investigate, exchange information, and offer alternative solutions to address the problem and create social change in the world.

Ideas:

Sustainable Development Goals

Capstone project

Global Solutions Symposium

Encourage your students to...

Ask questions

Make connections

Explore viewpoints

Nicole Hartung

hartungn@winchesterthurston.org

maestranicole@outlook.com
